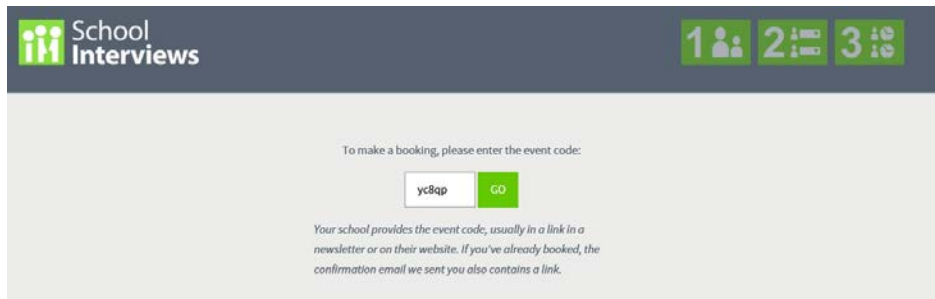


2019 Kadina Memorial School 7-12 Term 1 Parent Teacher Interviews

1. Go to the school interviews website.

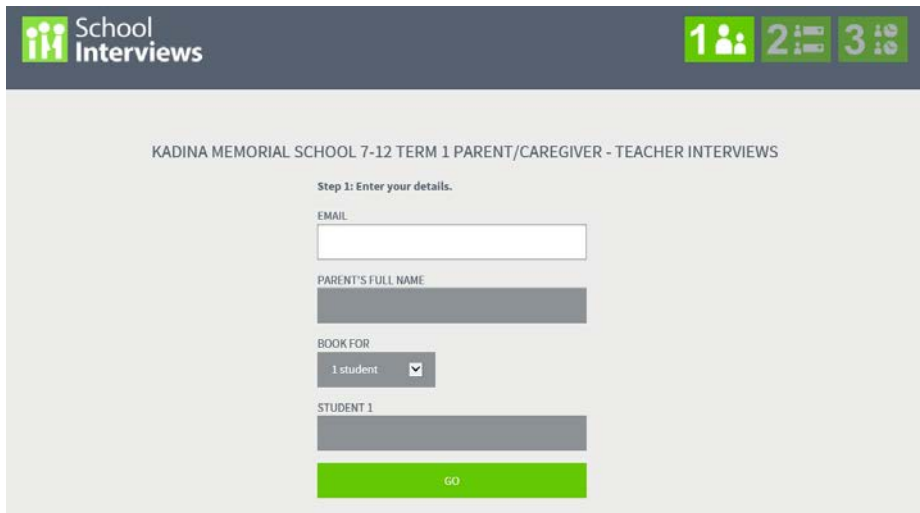
www.schoolinterviews.com.au

In the school event code enter the following **yc8qp** Click on GO



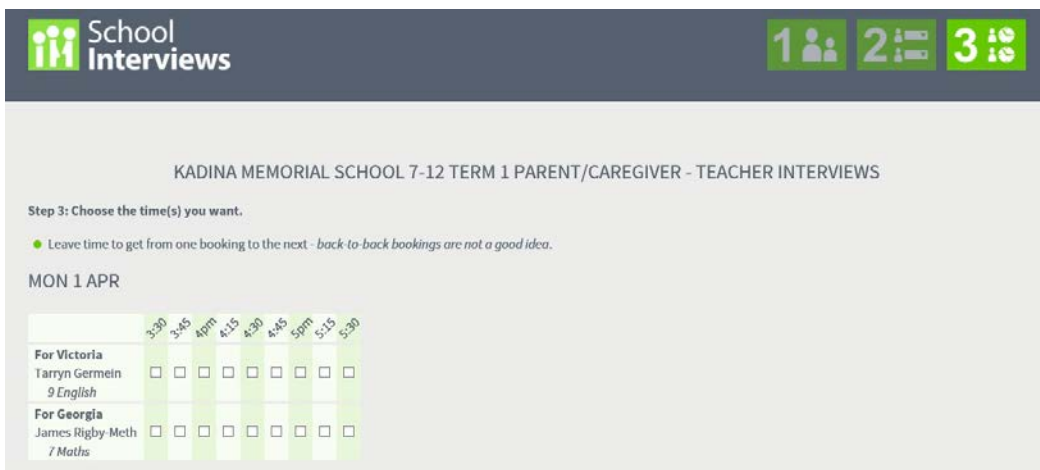
The screenshot shows the 'School Interviews' website header with navigation icons for 1, 2, and 3 steps. The main content area has a dark header with the 'School Interviews' logo. Below the header, it says 'To make a booking, please enter the event code:'. There is a text input field containing 'yc8qp' and a green 'GO' button. Below the input field, there is a small note: 'Your school provides the event code, usually in a link in a newsletter or on their website. If you've already booked, the confirmation email we sent you also contains a link.'

2. Enter your name, your email address and the name(s) of your child/children. You can make more than one booking for your child. Click on GO



The screenshot shows the 'School Interviews' website header with navigation icons for 1, 2, and 3 steps. The main content area has a dark header with the 'School Interviews' logo. Below the header, it says 'KADINA MEMORIAL SCHOOL 7-12 TERM 1 PARENT/CAREGIVER - TEACHER INTERVIEWS'. The main content area has a dark header with the 'School Interviews' logo. Below the header, it says 'Step 1: Enter your details.'. There are four input fields: 'EMAIL', 'PARENT'S FULL NAME', 'BOOK FOR' (a dropdown menu showing '1 student'), and 'STUDENT 1'. A green 'GO' button is at the bottom.

3. Select the Year level for your child/children and select the teacher. Choose a time and click GO



The screenshot shows the 'School Interviews' website header with navigation icons for 1, 2, and 3 steps. The main content area has a dark header with the 'School Interviews' logo. Below the header, it says 'KADINA MEMORIAL SCHOOL 7-12 TERM 1 PARENT/CAREGIVER - TEACHER INTERVIEWS'. The main content area has a dark header with the 'School Interviews' logo. Below the header, it says 'Step 3: Choose the time(s) you want.'. There is a green dot and text: 'Leave time to get from one booking to the next - back to-back bookings are not a good idea.'. Below that, it says 'MON 1 APR'. There is a table with columns for times: 3:30, 3:45, 4pm, 4:15, 4:30, 4:45, 5pm, 5:15, 5:30. There are two rows of checkboxes for teachers: 'For Victoria Tarryn Germein 9 English' and 'For Georgia James Rigby Meth 7 Maths'.

	3:30	3:45	4pm	4:15	4:30	4:45	5pm	5:15	5:30
For Victoria Tarryn Germein 9 English	<input type="checkbox"/>	<input type="checkbox"/>	<input type="checkbox"/>	<input type="checkbox"/>	<input type="checkbox"/>	<input type="checkbox"/>	<input type="checkbox"/>	<input type="checkbox"/>	<input type="checkbox"/>
For Georgia James Rigby Meth 7 Maths	<input type="checkbox"/>	<input type="checkbox"/>	<input type="checkbox"/>	<input type="checkbox"/>	<input type="checkbox"/>	<input type="checkbox"/>	<input type="checkbox"/>	<input type="checkbox"/>	<input type="checkbox"/>

You will be taken to a confirmation screen outlining the appointments you have made. You will also have been sent an email that you can check at a later date.

If you wish to change appointments then follow the steps again.

Alternatively if you can't book through the website then please feel free to call the Front Office and they will do the booking for you. Front Office: 8821 0100.