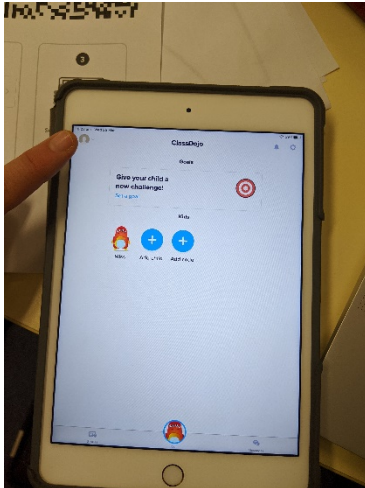
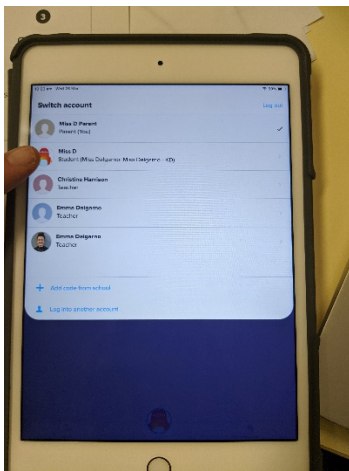


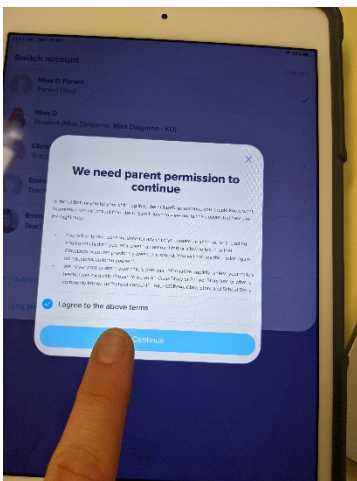
How to access your child's portfolio on Class Dojo app



1. Switch to your child's account in the top right hand corner of the app.



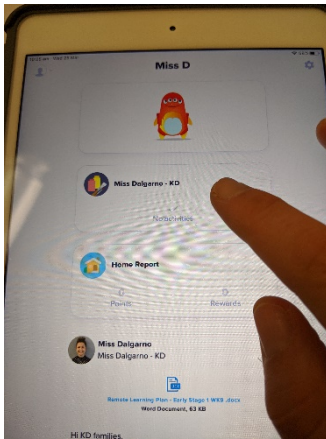
2. Tap on your child's name.



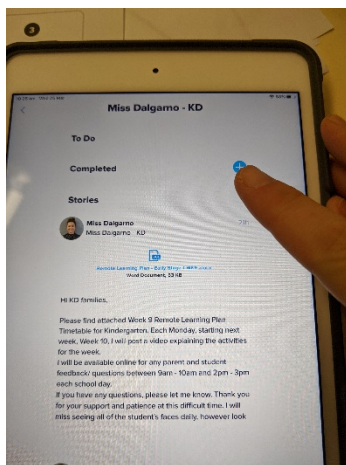
3. Click the 'continue' button on the parent's permission.

How to access your child's portfolio on Class Dojo app

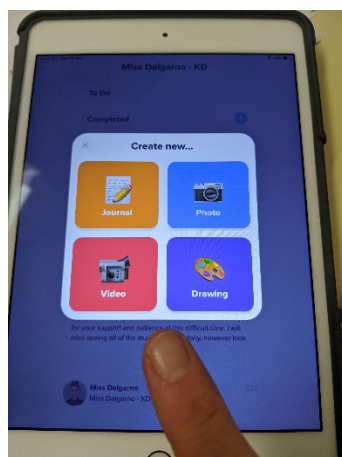
4. Select your child's teacher.



5. To add learning to your child's portfolio, click on the blue plus button (indicated).



6. Select the appropriate upload as stated on the timetable or class story so your child's teacher can see this.



Just a reminder that your child's portfolio is private and can only be seen by your family and their teacher.